



HOLY INNOCENTS'
EPISCOPAL SCHOOL



SUMMER BRIDGE 2020

PRIMARY SCHOOL

HOLY INNOCENTS'
EPISCOPAL SCHOOL
DEVELOPS IN STUDENTS
A LOVE OF LEARNING,
RESPECT FOR SELF
AND OTHERS, FAITH
IN GOD, AND A SENSE
OF SERVICE TO THE
WORLD COMMUNITY.



HOLY INNOCENTS'
EPISCOPAL SCHOOL

*"Besides the noble art of getting things done, there is the noble art of leaving things undone.
The wisdom of life consists of elimination of non-essentials."*



To our newest Golden Bear parents,

Welcome home to the Primary School at HIES! The quote above is from the Chinese writer and inventor Lin Yutang, and I like it so much that it is posted on the wall in my office.

I found myself considering those words as I wrote this letter. Have you ever gone through the busy-ness of a hectic day — for me, filled with appointments, classes and meetings — and at the end wonder what exactly have I done over the last eight hours?

It's easy to beat ourselves up when we don't feel we've been productive with our time. But as Lin Yutang reminds us, it is also important to step back and contemplate what it is that we should be prioritizing. What is it that is truly important, and what is "non-essential?"

And that brings me to the "Summer Bridge" packet that you hold in your hands. Our teachers put this information together to provide you with some guidance on how you can support your child's learning through the summer months. There is a lot of good information here, and I encourage you to look it over, discuss it, and to complete some or all of these activities with your children as time permits.

But I also want to encourage you to take it easy.

The activities in this packet are great for helping your child to practice skills that we have been working on during the school year, and to get ready for new material they will be learning when school resumes. But these activities are also what Lin Yutang would call "non-essential." In The HIES Primary School, our education is based on the whole child and that means we want their summer to be a well-rounded experience. Don't put so much pressure on yourself or your child to complete this work that you forget about those things that are much more essential to kids on summer vacation: exploring, creating, imagining, getting messy and just generally having fun! There is plenty of learning to be found in those activities, too, which is why they make up such a big part of what we do every day in the Primary School.

I hope that the activities in our Summer Bridge packet will provide you with lots of "jumping off" points for great conversations with your children. But whether or not you have finished every page in this packet won't matter nearly as much as the time you have spent with them, be it working on school work, building sandcastles or teaching them how to bait a fishhook! What is most essential to a small child is time spent with people who love them. And if you will make that your priority this summer, when August arrives we will be waiting for your children on the other side of the "Summer Bridge" with open arms and glad hearts, ready to explore new learning adventures together, and ready to remind them every day that there is nothing more essential in this world than spending time with the people you love.

GREG KAISER

Primary School Principal

Holy Innocents' Episcopal School



SUMMER TIME...

You all have worked hard this year in school and have earned SUMMER TIME! SUMMER is a wonderful time of later mornings, fewer schedules, more freedom and lots of PLAY! We want you to enjoy family time and make memories with your children, who are at such fun ages for engagement. Whether on a trip across the sea or to the local fish store, there are ample opportunities for learning and FUN! Take advantage of the time you have with your children—they won't stay young forever!

WE HOPE THIS BOOKLET
WILL GIVE YOU SOME IDEAS
TO USE AS A SPRINGBOARD
FOR YOUR SUMMER FUN.

Many of you have asked, “What can we do to help our children prepare for the next grade?” We hope this booklet will give you some ideas to use as a springboard for your summer fun. It is by no means exhaustive nor is it mandatory, but we do hope you will find some good ideas to help keep the “summer slide” from taking place and enable your child to start next year with confidence.

The book is divided into four sections based on our four pillars of development: Social-Emotional, Motor, Cognitive and Language, and there are activities in each section that are developmentally appropriate for your age level. Some may be a challenge while others are a breeze.

Please take this opportunity to snuggle with your child and let them “knock your socks off” with all they have learned as they begin to cross the bridge to the new school year!

We are looking forward to seeing all of you in August!

-The Primary School Teachers



SUMMER BRIDGE 2020





GOLDEN BEAR SPIRIT

HIES DEVELOPS IN STUDENTS A RESPECT FOR SELF AND OTHERS

*Every two weeks, we introduce a "Golden Word" to our students.
Say it. Teach it. And celebrate when your child embodies it!*

I am **DILIGENT** – I start fast, work hard and finish strong.

**Set a timer and have your child complete a task within a given time.*

I am **HELPFUL** – I find things that need to be done and I do them.

**Have your child help make dinner or dessert. Read The Little Red Hen.*

I am **PERSEVERANT** – I can do it even when it's tough.

**Set a goal for your child (tie shoes, get dressed on their own). They need to be able to see their progression as it gets easier.*

Read The Little Engine That Could.

I am **GENTLE** – I speak quietly and touch softly.

**Visit a pet store. Visit a library. Practice appropriate behaviors.*

I am **CONTENT** – I have my "wanter" under control.

**Practice going to the store and "shopping" with eyes only.
No purchase allowed.*

I am **ATTENTIVE** – I watch and listen carefully.

**Play Simon Says, listening carefully to directions.*

I am **HONEST** – I am a truth teller.

**Read Berenstain Bears and THE TRUTH.*

I am **KIND** – I treat others the way I like to be treated.

**Read Have You Filled a Bucket Today?*

I am **SELF-CONTROLLED** – I make myself do the right thing.

**Play the quiet game in the car.*

I am **PATIENT** – I wait, and wait and wait with a smile.

**Model patience and point it out when you and your child are having to wait somewhere.*

I am **OBEDIENT** – OK, whatever you say, I will obey, right away.

**Play Follow the Leader.*

I am **FORGIVING** – I choose to love when others hurt me.

**Have your child draw a picture of something that made them mad.
Practice throwing it away and forgiving.*



GOLDEN BEAR SPIRIT

This **social and emotional** domain of development involves learning to interact with other people, and to understand and control your own emotions. Social-emotional development often occurs organically, as parents and teachers model positive relationships but can also be taught like any other skill.



SUMMER BRIDGE 2020

PK3

GOLDEN BEAR SPIRIT ACTIVITIES



- Have play-dates with friends or family members
- Participate in a week-long class
(*Examples: Vacation Bible School, sports, art, local YMCA, etc.*)
- Practice manners with family members and friends
(*Examples: please, thank you, saying hello, eye contact, yes and no*)



PK4 + PK5

CELEBRATE YOUR GOLDEN BEAR WITH EACH MILESTONE!

- Persists to complete a task
- Engages in social/emotional cooperative play
- Tells stories to express feelings
- Self-regulates after a set back
- Interprets others' behaviors and emotions
- Follows multi-step directions
- Responds appropriately in different settings
- Thinks of appropriate solutions to a conflict
- Engages in school related learning
- Self-awareness of emotions
- Uses appropriate voice tone and volume
- Makes an appropriate apology
- Recognizes body language and nonverbal cues
- Recognizes that his/her actions impact others



KINDERGARTEN

GOLDEN BEAR SPIRIT ACTIVITIES

Social and emotional development continues to grow in kindergarten. We hope that through this journey your child continues to be happy and confident in their interactions and relationships with others.

Over the summer you can help your child practice these skills, as they are critical to effective participation in their school community:

SHARE AND TAKE TURNS

APOLOGIZE

BE A FRIEND

TRY AGAIN

WORK IT OUT TOGETHER

ASK FOR HELP





Share and take turns—

Learning to share and take turns takes practice. Listening to others in a classroom establishes a respect for others' thoughts and ideas.

Sharing develops kindness and empathy.

Set a time frame for playing with a toy or having something special.

Model taking turns by verbalizing the time frame and the feelings associated with sharing. Praise the effort of giving up a favorite toy for this time. Talk about how it feels to do something nice /kind for someone else.



Apologize—

Sometimes mistakes require that an apology be made. It is important for our children to learn that we all make mistakes. It is a learned skill to know when and how to apologize.

Model a sincere apology with the three S's:

SEE IT
SAY IT
SOLVE IT

Example: "I know the toy I took was yours. I am sorry, you can have mine." Remember that apologies create closeness and trust. Solutions can be worked out within this atmosphere in a classroom or at home.



Be a friend—

Modeling kindness through words and actions is the best way for our children to learn this skill. Creating a list of Acts of Friendship by asking what they do to show they are a friend or what they do that makes them feel liked and included.





Try again—

Children need to learn that mistakes are not only okay; they are a process by which learning takes place! Learning to be resilient as a learner is critical to the learning process. Model making mistakes and recovering effectively. Role-playing helps your child learn a script for moving past a mistake in a positive way.



Work it out together—

It is important for our children to learn to be good problem solvers when they need to work things out with their peers. Developing effective communication skills is learned through practice. We can provide opportunities for our children to work things out rather than solving the problem for them. Again, role-playing and rehearsing words to work things out is effective in developing these critical negotiating skills.



Ask for help—

Everyone gets frustrated and makes mistakes or can't figure out how to do something. It is okay to ask for help when you can't find a solution to a problem or when you are feeling helpless or overwhelmed. Encourage this positive, proactive communication.





BOUNCING BEARS

This **motor** domain consists of gross and fine motor skills. Gross motor skills are the coordination of movements that are required for large movements: crawling, running, jumping, throwing, climbing, etc. These are the skills that develop before fine motor skills. Fine motor skills require the use of smaller muscle groups to perform tasks that are precise in nature.






PK3

BOUNCING BEAR ACTIVITIES

- Participate in swimming lessons
- Ride a big wheel or tricycle
- Climb a tree
- Kick a ball
- See how many times you can hop on one foot; then switch feet
- Using a hole punch, punch holes in paper
- String beads
- Pick up cotton balls or mini-marshmallows with tweezers
- Roll playdough to form letters of the alphabet
- Play games (Examples: Light Bright, Perfection, Hi Ho! Cherry-O, Pick-Up Sticks, Operation)



PK4

BOUNCING BEAR ACTIVITIES

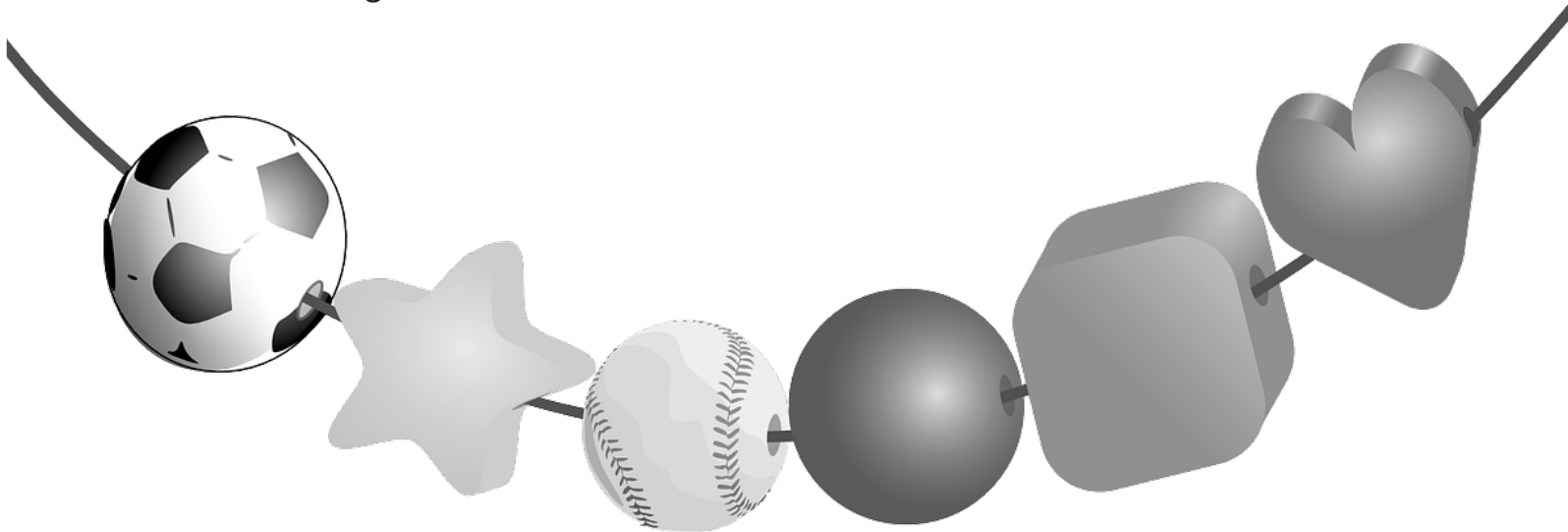
- Create roads for the kids to drive along. Make a maze, or use bubble wrap, sidewalk chalk, or anything else that makes it big!
- Get out balloons. Balloons move, a lot! Play balloon badminton with rackets or your hands, pop the balloons, just bounce them around and have a ball!
- Go on a hunt. Make it a learning hunt or an outdoor scavenger nature hunt.
- Learn about balance with a homemade balance beam, or walk the line, or make it a balance relay.
- Throw a ball using the opposite foot of your throwing hand.
- Play classic games like Red Light, Green Light or Twister.
- Create a learning game that makes them run to an object or have them play “Move like a....”



PK5

BOUNCING BEAR ACTIVITIES

- Upcycle to get moving! Turn plastic shopping bags into ice skates and skate all year round in your living room or reuse bubble wrap to jump and dance on.
- Climb Trees.
- Make an activity course or an obstacle course.
- Get out the sidewalk chalk and draw up some activities to run through, drive through or hop through.
- Race. Make them silly races!
- Buy tracing paper and show how to trace a favorite picture.
- Use pipe cleaners or string to bead with pony beads, sequins or shells.
- Spray shaving cream on the table and let children draw or write with their fingers.




KINDERGARTEN



STRONG BEAR PAWS ACTIVITIES

- Paint brushes, water pails and outside walls are the perfect place to practice writing and drawing shapes.
- An old cardboard box and golf tee — let them poke the golf tees into the box to create designs, letters or numbers.
- Bubble wrap paper is great for fine motor, and focus, and most of us have it laying around somewhere at home.
- When you are at the park, grab some sticks and practice writing letter, number or shapes in the sandbox.
- Summer is a great time to learn to tie shoelaces. You can also practice zipping a jacket and buttoning and unbuttoning. The time it takes to teach and practice these skills is well worth the effort. It will give you more time and freedom as a parent, and more importantly, it will give your child independence and a sense of accomplishment.



KINDERGARTEN



STRONG BEAR PAWS ACTIVITIES

Household chores such as setting the table, washing dishes, wiping the counter or sweeping with a handheld brush and dustpan are great ways to encourage independence, cooperation and hone those fine motor muscles.

Clean Your Habitat

<p>Make your bed</p> 	<p>Hang your towel</p> 	<p>Put your shoes away</p> 
<p>Take care of dirty clothes</p> 	<p>Put away clean clothes</p> 	<p>Put your books away</p> 
<p>Put your toys away</p> 	<p>Take care of paper and art supplies</p> 	<p>Throw the trash away</p> 



KINDERGARTEN

BOUNCING BEAR ACTIVITIES

- Hopscotch is a great game on so many levels — coordination, movement and number recognition. You can make a hopscotch game using numbers, letters, or colors... you can make them outside with sidewalk chalk or indoors on a rainy day with masking tape.
- Hula hoops are great for a variety of gross motor games. Tie them to a tree and toss a ball through them, lay them on the ground and toss rocks or beanbags into them, put several on the ground and do a hula hoop hop...



TIPS

MOTOR ACTIVITIES

- Use manipulatives like counters to help with counting, sorting, etc. It will help children understand concepts more concretely, and also give important fine motor practice.
- Join children for crafts and drawing. Keep activities new and exciting by introducing new and different art materials.
- Allow extra time for kids to practice tying their own shoes.
- Create with play dough or clay.
- Do not ask for too much at once. Take it in small bites and give kids lots of breaks!



PLAYDOUGH

RECIPE

3 cups of flour

3 cups of water

1 1/2 cups of salt

6 teaspoons cream of tarter

6 tablespoons oil

*food coloring of your choice — the gel works the best

** you can also add a scent at the end

1. Mix all ingredients** in a pan — mixture will be thin at first
2. Cook until thickened over low heat — it will gradually start to clump together in a big ball. Make sure you stir often and scrape off the bottom of the pan
3. Cool
4. Spread a little flour and knead until the dough is smooth
5. If the dough feels too oily, knead it with a little more flour. If it is too dry (breaks apart), add a little more oil
6. Seal in a tupperware container





BEAR INTELLIGENCE

This **cognitive** domain includes reading, writing and math skills. The primary school period is a time of rapid growth along a number of developmental measures, especially children's thinking abilities, or cognition. Cognitive development is characterized by the way a child learns, acquires knowledge and interacts with his surrounding environment.



SUMMER BRIDGE 2020

PK3 SUMMER BREAK REVIEW

[WEEKS 1-4]



Monday	Tuesday	Wednesday	Thursday	Friday
Use mini-marshmallows and pretzel sticks to build something	Make a fort with a parent or friend and eat s'mores	Go strawberry picking and make something with your strawberries	Find 5 fruits or vegetables in your kitchen	Count the window and doors in your house
Go on a hike and talk about the weather	Go to a farmer's market and buy fresh fruits and vegetables	Go on an insect hunt and see how many different insects you can find	Bake cookies and take them to your local fire station	Help mom or dad wash the car
Read and retell nursery rhymes	Have a play-date with a friend and go get some ice cream	Find 10 blue items in your house	Share something with a friend or sibling	Play hide and seek or follow the leader
Go on a picnic	Practice singing the ABC song	Play a new board game or do a puzzle together	Make playdough and then plan with it	Tell a parent what you did today and what your favorite part of the day was

PK3 SUMMER BREAK REVIEW

[WEEKS 5-8]



Monday	Tuesday	Wednesday	Thursday	Friday
Make lemonade — start by measuring out all of the ingredients	Watch fireworks and draw your own fireworks	Go on a listening walk with your child — what does he/she hear?	Turn off the lights and read a story with a flashlight	Place an ice cube on the sidewalk and watch it melt
Make a pretend soup outside with grass, leaves, water and anything else you can find	Visit the zoo and talk about the animals and the noises they make	Cut up some straws and then string them on yarn for a necklace	Find 10 red items in your house	Go outside at night and find the moon and stars
Go on a letter hunt using a magazine to find the letter your names starts with	Go fly a kite and blow bubbles	Have your child help sort laundry by color or by whom it belongs to	See what floats or sinks in the bathtub	Find 10 circles in your house
Jump in some puddles on a rainy day	Go through your toys and clothes and donate what you didn't use to a shelter	Play in the sprinkler and have a water balloon fight	Gather flowers on a nature walk and place them in a vase to enjoy	Have a dance party

PK4 SUMMER BREAK REVIEW

[WEEKS 1-4]



Monday	Tuesday	Wednesday	Thursday	Friday
Find 10 things that are square	Practice writing your name in shaving cream	Play a dice game	Practice walking backwards	Put the ABC cards (included) in order
Play Go Fish with the number cards (included)	Name the days of the week in order	See how high you can count	Name the months of the year in order	Play Simon Says with two or three step directions
Count the spices in the pantry	Read a story and have your child retell it	Practice walking sideways	Find 10 things that are circles	Lay out some ABC cards (included) and remove 3 to see if you know the missing letters
Name the seasons and tell something about them	Go on a rock hunt and line them up by size	Draw with chalk on your driveway	Have your child set the table	Practice walking in a zig-zag line

PK4 SUMMER BREAK REVIEW

[WEEKS 5-8]



Monday	Tuesday	Wednesday	Thursday	Friday
Put number cards (included) in order from 1-10	Count the pictures on a wall in your house	Watch fireworks on the Fourth of July	Play a dice game	Color a picture, sign your name and mail it to a relative
Read a Dr. Seuss book	Find things in your house that are a circle	Draw a picture of your family	Read a story and talk about the characters	Count the light switches in your house
Play a board game	Practice telling your birthday and singing the birthday song	Pick a letter card (included) and find something in your house that matches that letter	Practice counting to 10	Put the number cards (included) out and count items to match each number
Read a story and talk about where it takes place	Name everyone in your family	Read a book that rhymes	Hop all the way down your driveway	Draw a picture to give to your teacher on the first day of school

PK5 SUMMER BREAK REVIEW

[WEEKS 1-4]



Monday	Tuesday	Wednesday	Thursday	Friday
Go on an insect hunt and see how many different insects you can find	Bake cookies — measure out all the ingredients first	Read a new book or go to the library and check out a book	Sort the shoes in your house by size	Say 6 words that rhyme with cat
Read a story and have your child retell it in their own words	Sort coins	Give your child a magazine and pencil and have them circle letters that you call out	Make faces at each other and guess the emotion	Find 10 things in your house that are rectangle
Lay out number cards (included) and remove 5 to see if you know the missing numbers	Guessing jar — have your child estimate and count the items in a jar	Throw a ball back forth with your child	Practice counting to 20	Read a book and circle the word 'and' every time you see it
Come up with 6 words that rhyme with frog	Find 10 items in your house that start with the first letter in your name	Make a crown, add your name and decorate it	Fill a small ziplock bag with dried rice or beans and see how long you can balance it on your head	Help mom or dad wash the car and blow some bubbles

PK5 SUMMER BREAK REVIEW

[WEEKS 5-8]



Monday	Tuesday	Wednesday	Thursday	Friday
Camp indoors. Put out sleeping bags and have a family slumber party	Use mini-marshmallows and pretzel sticks to build a structure	Read a story and talk about the beginning, middle and end	Write the ABCs in chalk on the driveway	Name and draw the shapes
See how many vegetables you can eat in one day	Use silverware to practice patterning and set the table	Write your name using cooked spaghetti noodles	Go on a hunt outside and find items that start with the letters R, S and T	Enjoy a snack together. As you eat, ask "who has more?" and "who has less?"
Read a story before going to bed and make a new ending together	Help mom or dad fix a meal	Using a chair or table with a ball, practice positional words	Chase your shadow — can you outrun it?	Make a fort with your child
Design a paper airplane and fly it	Write your name in shaving cream	Write a letter to a friend or relative and mail it	Practice skipping and galloping in your driveway	Play leap-frog

KINDERGARTEN SUMMER BREAK

REVIEW [WEEKS 1-4]



Monday	Tuesday	Wednesday	Thursday	Friday
Use the letter tiles (included) to make and read words in the -at family (example: cat, sat)	Orally count by 1 to 75	On a piece of paper, student will write and complete the sentence "I love..."	Put the number tiles in order counting by fives to 100 and counting by tens to 100	Listen to or read a story
Use the letter tiles to make and read words in the -ap family (example: map, lap)	Orally count by 1 to 100	Using the letter tiles, sort the letters into two groups, vowels and consonants	Use the numbers 1-25, pull two tiles out and have the student identify which tile is greater	Play a board game with a family member
Use the letter tiles to make and read words in the -an family (example: man, tan, ban)	Use the lower case letter tiles and say the name of the letter	On a piece of paper, student will write and complete the sentence "Yesterday I..."	Use the number tiles 5-100, pull two tiles out and have the student identify which tile is greater	Find things in your home that rhyme with cat. Write them down.
Write all the lowercase letters in the alphabet	Write all of the uppercase letters in the alphabet	Make a picture using a triangle, square and circle	Skip count to 100 by fives and tens	Count backwards from 20 -1

KINDERGARTEN SUMMER BREAK

REVIEW [WEEKS 5-8]



Monday	Tuesday	Wednesday	Thursday	Friday
Put the uppercase letter tiles in ABC order	Orally count by 1 to 50	Practice sight words	Listen to or read a story	Go on a nature walk and collect different pieces of nature. Make something with what you found
Sort coins	Match uppercase and lowercase letters together and put them in ABC order	On a piece of paper, complete the sentence "I see..." and then illustrate it	Put the number tiles in order counting by fives to 100	Listen to a story and then tell what happened in the beginning, middle and end
Use the lowercase letter tiles, say the name of the letter and the sound it makes	On a piece of paper, complete the sentence "I like..." and then illustrate it	Look through a cookbook and find a new recipe. Make the dish with your family	Go through your house and collect 5 things that start with the letter B	Find a recipe for a smoothie. Make it and enjoy with a family member
Go through your house and collect things that end in G	Draw a picture of your favorite food. Label the picture	Bake cookies and take them to your local fire station	Go outside and water all your flowers and plants in your yard	Practice writing your first and last name with uppercase and lowercase letters



BEAR COMMUNICATION

This **language** domain consists of expressive and receptive language. Receptive language is the understanding of language “input.” Expressive language is the “output” of language; how one expresses his or her wants and needs. Reading aloud and encouraging language rich environments improve this domain.



SUMMER BRIDGE 2020

PRE-READING ACTIVITIES

Set a good example through your own reading habits. Emphasize care and respects for books.

Talk with your child. Answer his/her questions honestly and in language he/she can understand. Take time to listen when your child wants to tell you about his/her ideas and interests.

Read a story to your child and then ask questions. What happened first in the story? What happened last? Who was the story about? When did the story take place? Where did the story take place?

Give your child a chance to make his/her own plans and decisions. Then help him/her to carry them out. This will help him/her learn to reason.

Encourage collecting hobbies such as flowers, leaves, rocks and seashells. Label your collection. Write a story about it. Look on the internet and research.

Use an empty egg carton, paste a letter for each consonant sound in egg compartment. Ask the child to find pictures that start with each sound. The child should cut out and place the pictures in the compartments labeled with the correct beginning sounds. You can also do this with the middle sound and ending sound to make it more of a challenge.


Keep a list of books your child has read. Put it on the refrigerator to show how proud you are of these accomplishments.

Read a short story aloud. Have child draw a sequence of simple pictures to tell the story or have him recall the story.

After a special event such as a trip, vacation, movie, etc. encourage your child to write a story. Encourage him/her to talk about what he/she saw or did, how it made him/her feel and about the meaning the experience had for him/her.


*stories about pets, birthday parties etc.

*illustrate your stories



PRIMARY SCHOOL

SUGGESTED READING




This book list is just a jump-start for you but by all means not exhaustive nor mandatory. Feel free to go to your local library or bookstore, snuggle up and READ, READ, READ to your little ones this summer!

CHICKA, CHICKA BOOM BOOM
by Bill Martin Jr.

WE'RE GOING ON A BEAR HUNT
by Helen Oxenbury


BROWN BEAR, BROWN BEAR, WHAT DO YOU SEE?
by Bill Martin Jr.



THE VERY HUNGRY CATERPILLAR
by Eric Carle

LITTLE BLUE TRUCK
by Alice Schertle

CORDUROY
by Don Freeman



THE NAPPING HOUSE
by Audrey Wood

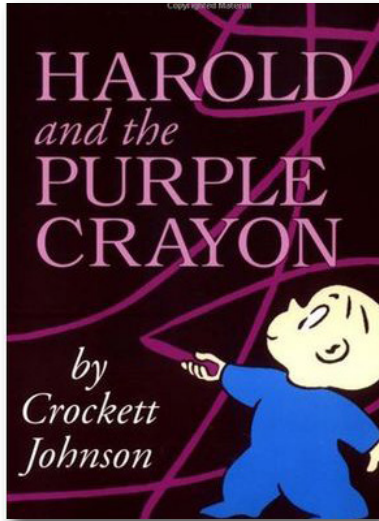
THERE WAS AN OLD LADY WHO SWALLOWED A FLY
by Pam Adams

THE RAINBOW FISH
by Marcus Pfister



THE SNOWY DAY
by Ezra Jack Keats






ARE YOU MY MOTHER?
by P.D. Eastman

HAROLD AND THE PURPLE CRAYON
by Crockett Johnson

HOW DO DINOSAURS SAY GOODNIGHT?
by Jane Yolen

IF YOU GIVE A MOUSE A COOKIE
by Laura Joffe Numeroff



NO, DAVID!
by David Shannon

FIVE LITTLE MONKEYS JUMPING ON THE BED
by Eileen Christelow

LOVE YOU FOREVER
by Robert Munsch

THE KISSING HAND
by Audrey Penn

DR. SEUSS'S ABC
by Dr. Seuss

PETE THE CAT: I LOVE MY WHITE SOCKS
by James Dean




THE LITTLE ENGINE THAT COULD
by Watty Piper

THE POKY LITTLE PUPPY
by Janette Sebring Lowrey

IS YOUR MAMA A LLAMA?
by Deborah Guarino






SHEEP IN A JEEP
by Nancy E. Shaw

IT LOOKED LIKE SPILT MILK
by Charles Shaw

FROGGY GETS DRESSED
by Jonathan London




GO, DOG. GO!
by P.D. Eastman

OFFICER BUCKLE AND GLORIA
by Peggy Rathmann

GIRAFFES CAN'T DANCE
by Giles Andreae

WHERE THE WILD THINGS ARE
by Maurice Sendak



CLICK, CLACK, MOO: COWS THAT TYPE
by Doreen Cronin

DON'T LET THE PIGEON DRIVE THE BUS!
by Mo Willems

BEAR SNORES ON
by Karma Wilson


GUESS HOW MUCH I LOVE YOU
by Sam McBratney

HARRY AND THE LADY NEXT DOOR
by Gene Zion



June Reading Log

Each time you read a book or someone reads a book to you, color a bear paw! Happy Reading!



July Reading Log

Each time you read a book or someone reads a book to you, color a bear paw! Happy Reading!





RESOURCES

- Number Cards
- Letter Cards



SUMMER BRIDGE 2020

upper case letter tiles

A	B	C	D	E	F
G	H	I	J	K	L
M	N	O	P	Q	R
S	T	U	V	W	X
Y	Z				



lower case letter tiles

a	b	c	d	e	f
g	h	i	j	k	l
m	n	o	p	q	r
s	t	u	v	w	x
y	z				

sight words-set 1

the

of

and

a

to

in

is

you

that

it

he

was



sight words-set 1

for

on

are

as

with

his

they

I

at

be

this

have



sight words-set 1 & 2

from

or

one

had

by

words

but

not

what

all

were

we



sight words-set 2

when

your

can

said

there

use

an

each

which

she

do

how



sight words-set 2

their	if
-------	----

number tiles-counting by 10's to 100

10	20	30	40	50
60	70	80	90	100

number tiles-counting by 5's to 100

5	10	15	20	25
30	35	40	45	50
55	60	65	70	75
80	85	90	95	100

number tiles-counting by 1's to 25

1	2	3	4	5	6	7
8	9	10	11	12	13	14
15	16	17	18	19	20	21
22	23	24	25			



Have a great summer!
We can't wait to see you in the fall.
GO BEARS!



HOLY INNOCENTS'
EPISCOPAL SCHOOL
805 Mount Vernon Hwy, NW • Atlanta, GA 30327
(404) 303-2150 • www.hies.org